

Scaled data based on original data using  
LM-79-08 Approved Method: Electrical and Photometric Measurements of Solid-  
State Lighting Products

Test Report Prepared for  
Cooper Lighting Solutions  
(formerly Eaton)

Brand: STREETWORKS

Report Number: P510513

Luminaire Tested: **CST-CA10-310-760-U-T5N**

Issue Date: 4/6/2021

**Test Information**

Test Method: LM-79-08  
Report Number: P510513  
TEST IS SCALED FROM IESNA LM-79-08 TEST DATA (G3-2102-151-13)  
Test Lab: COOPER LIGHTING SOLUTIONS  
Issue Date: 4/6/2021  
Manufacturer: COOPER LIGHTING SOLUTIONS (FORMERLY EATON)  
Product Line: STREETWORKS  
Catalog Number: CST-CA10-310-760-U-T5N  
Description: CELESTEON HIGH MAST LUMINAIRE  
Light Source: (10) 5700K CCT, 70 CRI LEDS  
Ballast/Driver: ELECTRONIC DRIVER

**Summary**

Lumens per Lamp: N/A  
Luminaire Lumens: 51470 lumens  
Efficiency: N/A  
Efficacy: 164.8 lumens/watt  
Luminous Opening: Circular (Dia: 2.08' x H: 0')  
IES Classification: Type V - Short  
BUG Rating: B5 - U0 - G4

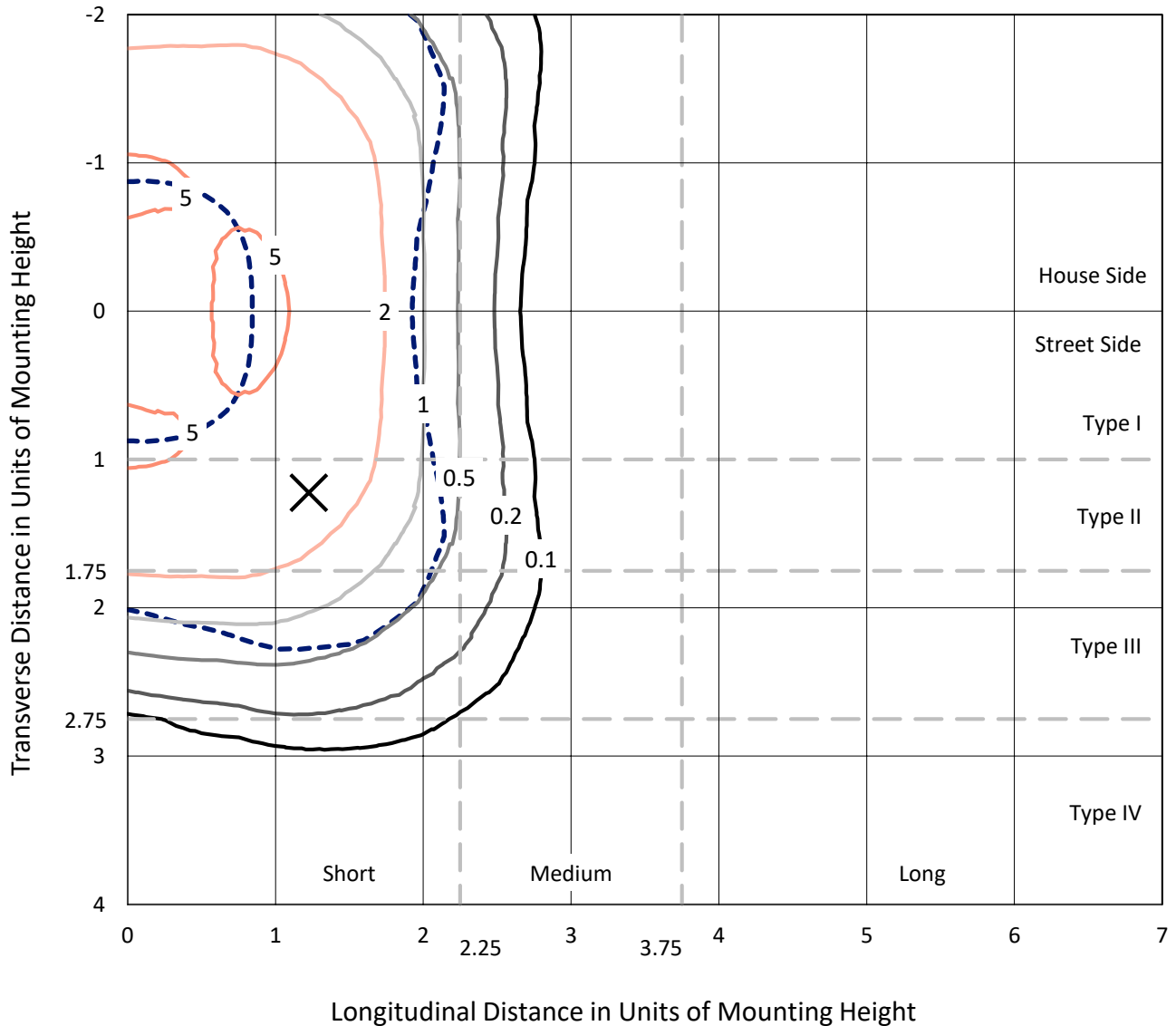
Input Watts (W): 312.4  
Input Voltage (V): 120  
Input Current (Ain): NR  
Voltage Rise (V): NR  
Power Factor: NR  
Total Harmonic Distortion (THDi): NR  
Frequency (hertz): 60  
Stabilization Time: NR  
Operation Time: NR  
Ambient Temperature (°C): NR  
Test Distance: 24 FT



REPORT NUMBER: P510513  
 CATALOG NUMBER: CST-CA10-310-760-U-T5N

### Iso-Footcandle Lines of Horizontal Illumination

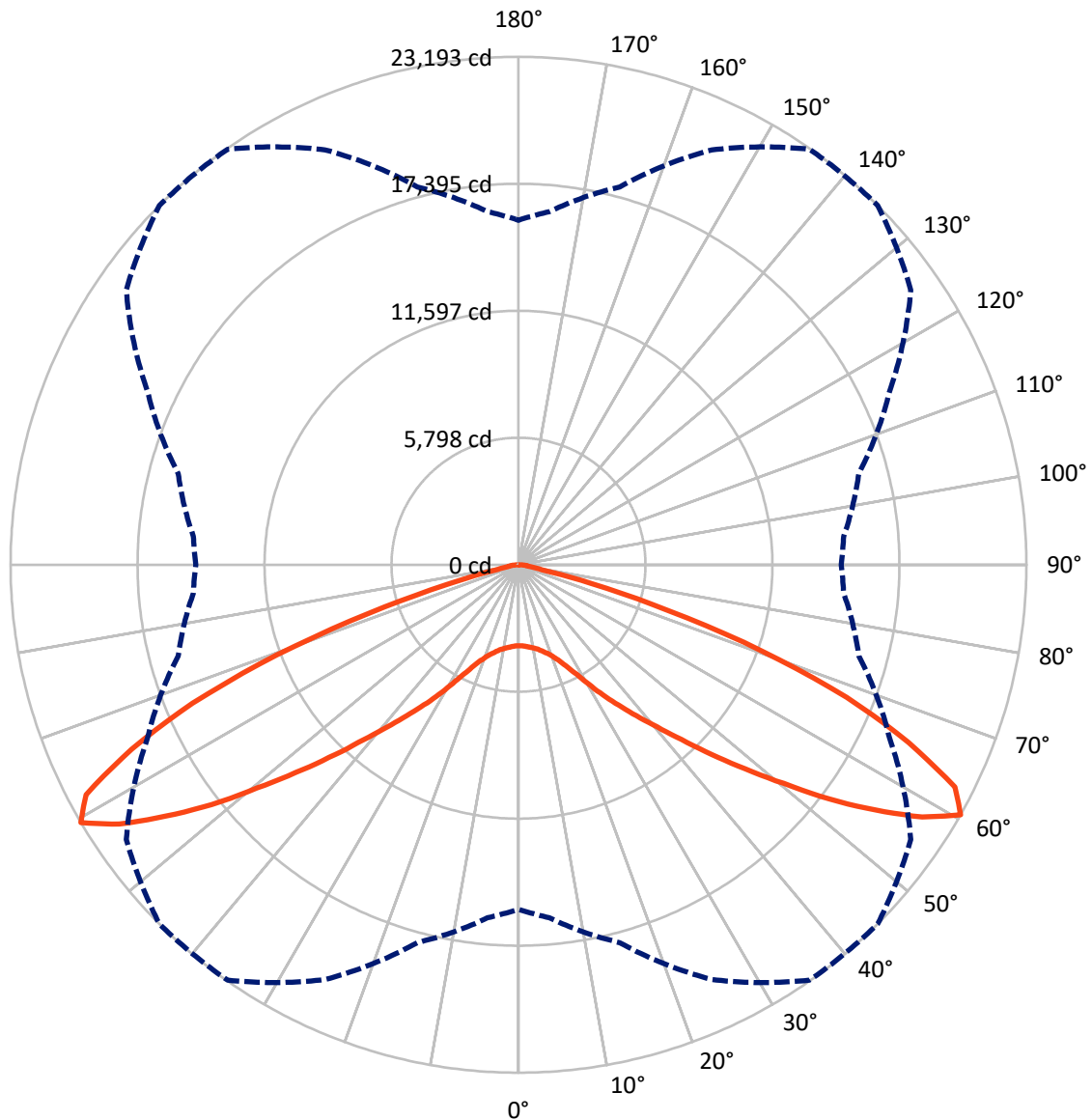
✕ Max cd  
 - - - 1/2 Max cd



Based on 30 foot mounting height. Maximum calculated value = 5.7 fc  
 Type V - Short - N/A

REPORT NUMBER: P510513  
CATALOG NUMBER: CST-CA10-310-760-U-T5N

### Luminous Intensity Polar Plot



— Vertical Plane Through 45-Deg Lateral      - - - Horizontal Cone Through 60-Deg Vertical

REPORT NUMBER: P510513  
 CATALOG NUMBER: CST-CA10-310-760-U-T5N

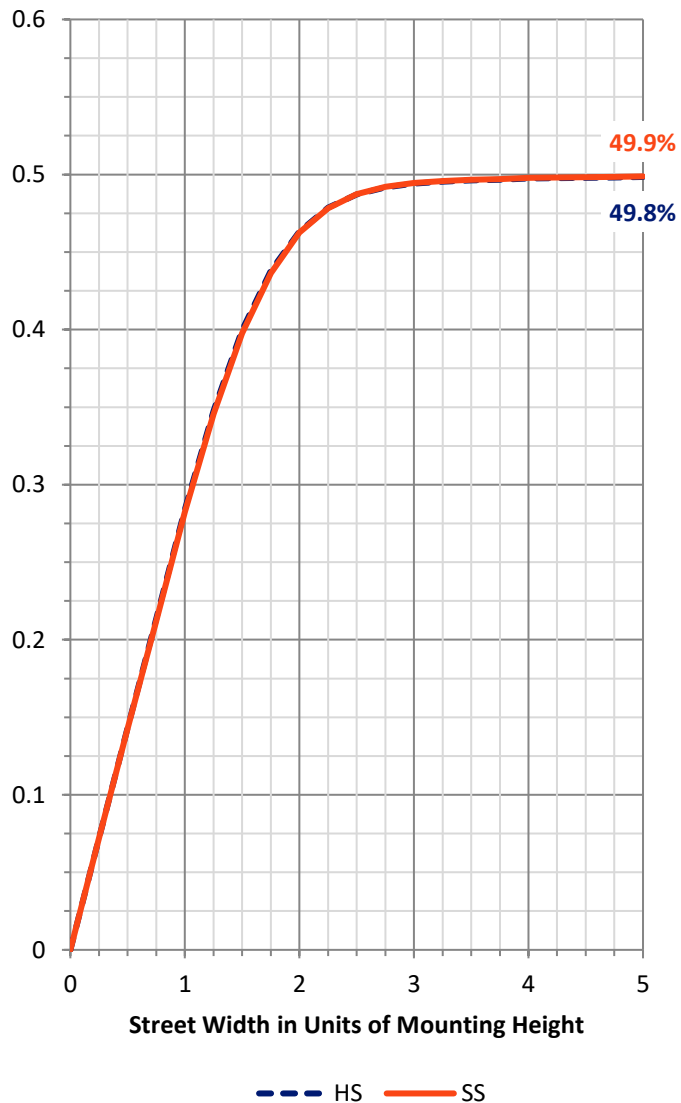
**FLUX DISTRIBUTION:**

		Downward	Upward	Total
<b>House Side</b>	Lumens	25735.0	0.0	25735.0
	% Fixture	50.0	0.0	50.0
<b>Street Side</b>	Lumens	25735.0	0.0	25735.0
	% Fixture	50.0	0.0	50.0
<b>Total</b>	Lumens	51470.0	0.0	51470.0
	% Fixture	100.0	0.0	100.0

**ZONAL LUMENS:**

Zone	Lumens	% Fixture
0°-10°	361.7	0.7
10°-20°	1179.1	2.3
20°-30°	2504.3	4.9
30°-40°	5309.9	10.3
40°-50°	10098.0	19.6
50°-60°	16019.9	31.1
60°-70°	13541.0	26.3
70°-80°	2227.7	4.3
80°-90°	228.4	0.4
90°-100°	0.0	0.0
100°-110°	0.0	0.0
110°-120°	0.0	0.0
120°-130°	0.0	0.0
130°-140°	0.0	0.0
140°-150°	0.0	0.0
150°-160°	0.0	0.0
160°-170°	0.0	0.0
170°-180°	0.0	0.0
0°-90°	51470.0	100.0
0°-180°	51470.0	100.0

**Coefficient of Utilization**



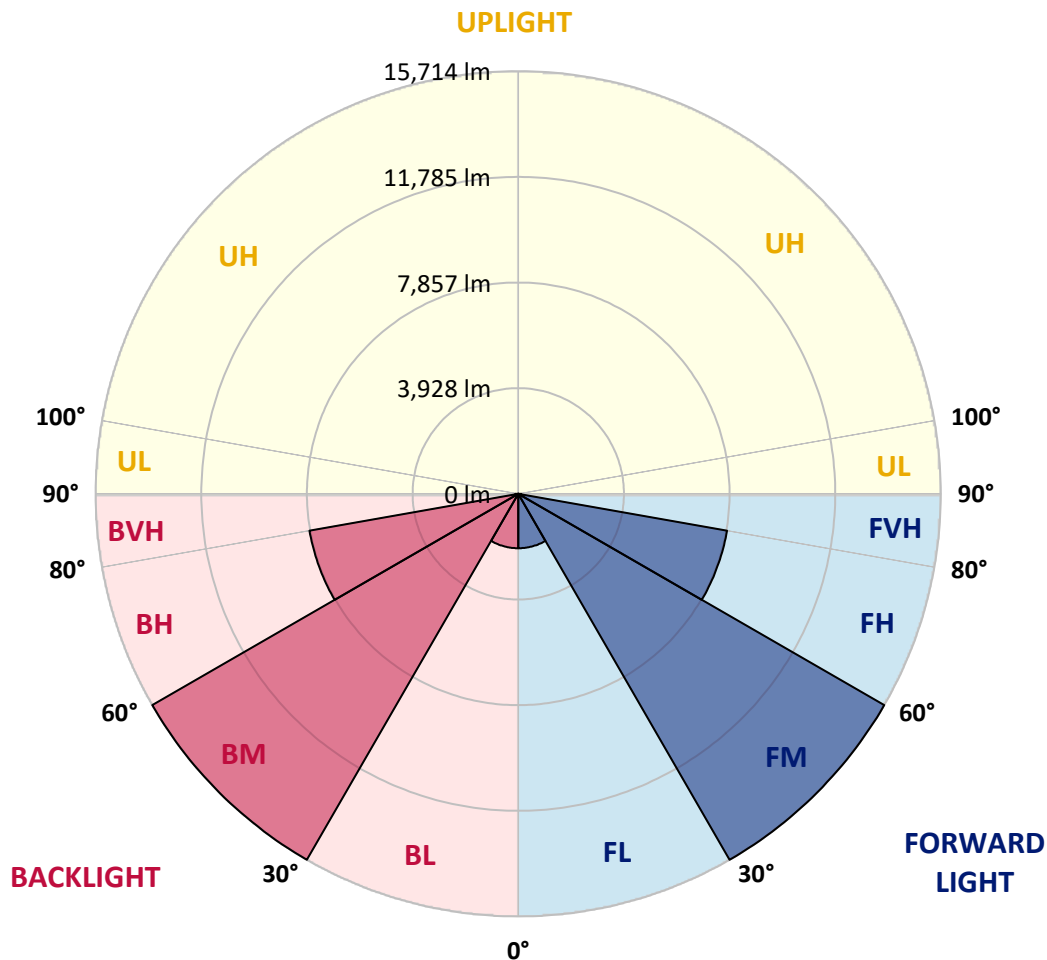
REPORT NUMBER: P510513  
 CATALOG NUMBER: CST-CA10-310-760-U-T5N

**LUMINAIRE CLASSIFICATION SYSTEM LUMEN TABLE AND BUG RATING:**

Zone	Lumens	% Fixture	Zone Rating/Lumen Limit		
			B	U	G
FL (0°-30°)	2022.5	3.9			
FM (30°-60°)	15713.9	30.5			
FH (60°-80°)	7884.4	15.3			G4/12000
FVH (80°-90°)	114.2	0.2			G2/225
BL (0°-30°)	2022.5	3.9	B3/2500		
BM (30°-60°)	15713.9	30.5	B5		
BH (60°-80°)	7884.4	15.3	B5		G4/12000
BVH (80°-90°)	114.2	0.2			G2/225
UL (90°-100°)	0.0	0.0		U0/0	
UH (100°-180°)	0.0	0.0		U0/0	

**BUG Rating: B5-U0-G4**

Type V Short





REPORT NUMBER: P510513  
 CATALOG NUMBER: CST-CA10-310-760-U-T5N

**CANDELA DISTRIBUTION (FULL):**

	0°	5°	15°	25°	35°	45°	55°	65°	75°	85°	90°
0°	3695.4	3695.4	3695.4	3695.4	3695.4	3695.4	3695.4	3695.4	3695.4	3695.4	3695.4
2.5°	3722.0	3712.8	3709.9	3706.0	3708.0	3708.9	3714.3	3714.8	3714.8	3719.6	3727.9
5°	3763.8	3751.6	3747.3	3742.4	3744.8	3747.3	3752.1	3755.0	3754.5	3757.5	3764.7
7.5°	3808.9	3804.5	3799.2	3796.3	3796.3	3803.1	3799.7	3805.0	3804.5	3807.9	3812.3
10°	3875.8	3866.1	3865.6	3860.3	3862.7	3868.5	3869.5	3868.5	3869.5	3871.4	3881.6
12.5°	3960.7	3958.3	3959.7	3955.4	3953.9	3960.2	3961.7	3968.0	3969.9	3975.7	3982.0
15°	4097.5	4082.0	4080.0	4079.5	4082.5	4092.2	4095.1	4106.7	4112.0	4120.3	4134.4
17.5°	4252.2	4257.6	4247.9	4246.9	4246.4	4254.2	4261.9	4287.6	4295.9	4314.8	4326.9
20°	4499.1	4489.4	4483.6	4460.3	4454.5	4468.1	4496.2	4530.2	4546.2	4576.3	4599.1
22.5°	4829.0	4812.5	4772.7	4745.1	4733.4	4756.7	4787.3	4841.6	4906.1	4943.5	4953.7
25°	5305.8	5240.8	5191.4	5142.4	5124.9	5159.3	5208.8	5295.2	5376.2	5450.9	5485.3
27.5°	5886.5	5845.3	5746.8	5669.7	5639.1	5668.2	5771.0	5892.8	6041.2	6118.8	6130.5
30°	6623.8	6602.5	6476.8	6332.3	6277.9	6328.4	6449.7	6615.6	6822.2	6981.8	7009.9
32.5°	7536.7	7428.6	7253.9	7088.5	7030.3	7091.9	7213.7	7451.8	7730.3	7906.9	7967.0
35°	8583.5	8461.3	8198.9	7944.7	7869.5	7877.3	8072.3	8407.9	8788.7	9035.2	9102.6
37.5°	9738.0	9613.4	9303.9	8909.5	8735.4	8748.5	9003.6	9440.2	9962.2	10230.9	10320.1
40°	10970.2	10841.1	10521.9	10077.6	9791.4	9733.2	10074.2	10605.9	11136.1	11460.1	11494.5
42.5°	12174.6	12021.8	11765.2	11320.9	11059.9	10903.7	11315.5	11797.2	12331.8	12623.8	12646.6
45°	13250.5	13220.9	13014.8	12692.7	12477.8	12339.5	12633.5	13111.8	13485.3	13670.1	13737.6
47.5°	14290.5	14272.1	14206.1	14093.6	14147.0	13917.0	14058.2	14275.0	14480.2	14616.0	14668.4
50°	15202.0	15221.4	15350.9	15542.5	15928.7	15695.8	15651.7	15418.4	15424.2	15434.9	15489.2
52.5°	15954.9	16057.7	16383.7	16961.9	17795.8	17790.4	17122.5	16506.4	16228.0	16104.3	16115.4
55°	16611.2	16787.3	17325.7	18519.5	19712.8	19772.5	18863.9	17499.4	16977.4	16713.5	16748.0
57.5°	16973.5	17241.8	18153.3	19965.5	21666.2	21738.0	20726.1	18599.1	17403.8	16735.9	16764.5
60°	15729.8	16181.4	17861.7	20898.4	23160.3	23193.3	21864.6	18685.4	16085.4	14903.2	14730.0
62.5°	12872.2	13497.9	15868.5	20175.6	22468.1	22365.7	21152.1	17067.7	13213.7	11779.8	11634.2
65°	9669.2	10257.6	12739.7	17275.3	19714.3	19579.4	18343.4	13489.2	9687.6	8165.4	7986.4
67.5°	5233.1	6121.7	8444.3	13196.2	15715.7	16173.2	14460.8	9401.9	5637.6	4087.3	3930.1
70°	1807.4	2335.7	4305.6	8283.8	11335.4	11794.3	9861.3	5042.4	2467.1	1542.6	1384.9
72.5°	641.8	739.8	1618.7	4000.5	6453.5	7150.6	5320.9	2028.1	786.3	572.9	561.2
75°	453.1	467.6	575.3	1304.4	2794.1	3422.3	2098.0	673.3	490.4	458.4	455.5
77.5°	404.6	412.8	466.2	531.2	853.7	1092.9	645.6	488.5	425.9	408.0	401.6
80°	384.7	391.0	406.5	435.6	484.1	503.5	435.6	417.7	387.6	379.8	377.4
82.5°	336.2	334.7	339.1	351.2	373.0	377.9	349.7	327.4	327.9	318.7	314.3
85°	227.5	241.1	230.9	218.3	270.7	272.1	253.7	190.2	215.9	211.5	193.5
87.5°	68.9	77.6	61.6	42.7	58.7	45.6	41.2	42.7	40.7	35.4	32.0
90°	0.0	0.0	0.0	0.0	0.0	0.0	0.0	0.0	0.0	0.0	0.0

(END OF REPORT)